

Crew Panel

The following changes have been introduced in Crew Panel section:

Multiple crew assign

1. Assigning multiple crew members to one duty.

In order to assign multiple crew members you need to:

1. Right click on a given day in the 'Crew' part of the page.
2. Select 'ADD DUTY' and choose any particular duty.
3. In a pop-up window select crew members you wish to assign this duty to.
4. Click 'ADD' button to save changes.





2. Changes to flight colours

In the flights part of the page the colours of flights are as follow:

- **GREEN** - flight fully assigned
- **LIGHT GREEN** - ferry flight assigned
- **ORANGE** - flight partially assigned
- **RED** - flight unassigned

3. Changes to duty colours

The duty colours have been standardized depending on duty type:

-  - Duty type - OFF
-  - Duty type - Standby
-  - Duty type - Training
-  - Duty type - Duty

From:
<https://wiki-draft.leonsoftware.com/> - **Leonsoftware Wiki**

Permanent link:
<https://wiki-draft.leonsoftware.com/updates/crew-panel-new-functionalities-in-the-crew-panel-section>

Last update: **2018/11/27 11:10**

