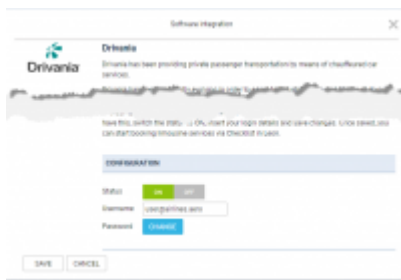


Drivania Integration



Drivania integration section

Drivania has been providing private passenger transportation by means of chauffeured car services.

Drivania has been constantly evolving in order to adapt to industry needs and, above all, to new technologies. They commercialize the use of a fully-automated online booking system that allows users to book rides instantly for thousands of cities around the world while viewing vehicle availability in real time.

For more information visit [Drivania website](https://www.drivania.com).

How to integrate

In order to integrate with Drivania, you need to have an **active account** at Drivania.

Please contact Frank Davidson, SVP of Global Sales (Email: fdavidson@drivania.com or Tel: +44(0)7874400630) to set-up your account and obtain your exclusive "Username" and "Password" login details.

Once you have this, switch the status to **ON**, insert your login details and save changes. Once saved, you can start booking limousine services via **Checklist** in Leon.

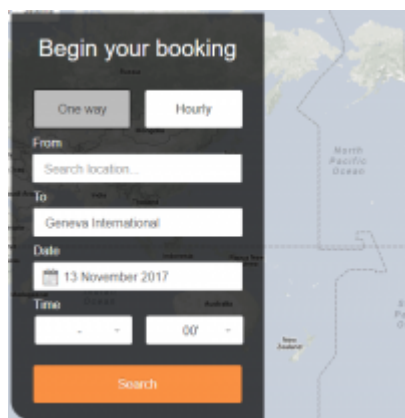
How it works

The integration allows booking a transportation from and to an Airport via checklist in Leon.

Once the integration has been activated a link will be available in the **PAX** section of the Checklist by the **PAX transportation** items: one by 'PAX Transport (ADEP)' and one by 'PAX Transport (ADES)'.

Clicking on the link will transfer you to Drivania booking page.

You can book a transport either by logging in to your account or as a guest. As an account holder, you will also have an access to 24/7 Support, will be able to download your invoices and have access to driver information.

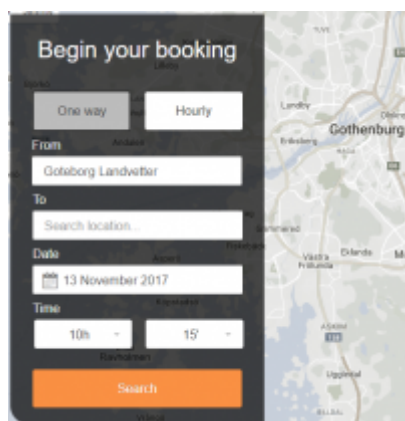


Booking car to an airport

If you **do not have** the account with Drivania, the integration works as follow:

1. PAX Transport (ADEP)

- Place of destination is automatically filled in. This is airport of departure.
- Suggested date will be set to "Today".
- Place of departure to the airport is inserted by the Client.
- Client sets the time of departure to the airport. Drivania does not calculate the time of the journey. It is able to display the information regarding the time of the journey from the point of departure to the airport. The calculation is based on Google data and does not include the traffic.
- Client has to insert the email address to which Drivania will send further instructions. Alternatively, the Client can activate an account with Drivania.
- Once the search is done, the Client chooses and books the limousine.



Booking car from an airport

2. PAX Transport (ADES)

- Place of departure is automatically filled in. This is airport of arrival (landing).
- Time and date of the pickup is automatically filled in. This is the time and date of the scheduled landing of an aircraft.
- Client chooses the place of destination.
- Client has to insert the email address to which Drivania will send further instructions. Alternatively, the Client can activate an account with Drivania.
- Once the search is done, the Client chooses and books the limousine.

If you **have** the account with Drivania, the procedure is as per above. The difference is that after

clicking in the Drivania link, you will be logged in automatically to Drivania system.

From:
<https://wiki-draft.leonsoftware.com/> - **Leonsoftware Wiki**

Permanent link:
<https://wiki-draft.leonsoftware.com/updates/integrations-an-option-to-be-integrated-with-drivania-software-has-been-added>

Last update: **2017/11/27 14:01**

