




CAMO limits

Once there has been an aircraft **maintenance** scheduled in Leon (described in [THIS](#) manual chapter) you can check **CAMO limits** when editing a trip in Table panel. Click  and Leon will show one of the three CAMO limits messages:

 - TAH & TAC on the editing flight are ahead of the limits defined in Scheduled Maintenance section (and TAH & TAC warning margins defined in the aircraft profile have not been crossed).

Example: current TAH 450:00 TAC 150; Maintenance limits: TAH 480:00 TAC 165; warning margins: TAH 20:00 TAC 10

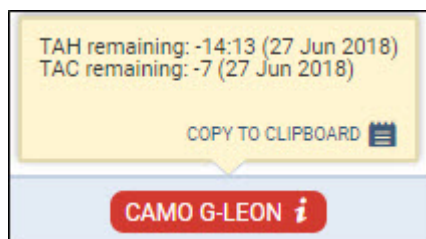
 - CAMO limits have crossed warning margins defined in the aircraft profile.

Example: current TAH 470:00 TAC 160; Maintenance limits: TAH 480:00 TAC 165; warning margins: TAH 20:00 TAC 10

 - CAMO limits have been exceeded.

Example: current TAH 482:00 TAC 167; Maintenance limits: TAH 480:00 TAC 165

You can check the exact TAH & TAC **details** when you hover the mouse over one of these three icons:



From:
<https://wiki-draft.leonsoftware.com/> - Leonsoftware Wiki

Permanent link:
<https://wiki-draft.leonsoftware.com/updates/maintenance-camo-limits-can-now-be-checked-in-a-section-schedule>

Last update: 2018/06/22 10:52

