



Requests/Quotes

We have introduced the following functionalities in the 'Requests/Quotes' section:



1. **'Fuel stop' functionality**
2. **'Italian Luxury Tax'**
3. **'Subcharter price' input**
4. **New pricelist items**

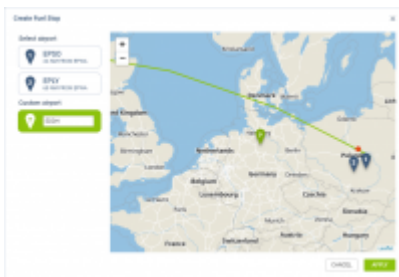
1. 'Fuel stop' functionality

It is possible to add a **Fuel stop** to a flight in the itinerary section by clicking on a 'Fuel stop' icon.

ADEP	ADES	TBA	Departure LT	Arrival LT	Block Time	Flight Time	PAX	Ferry	+	
EPWA	EGGW	<input type="checkbox"/>	13 Jun 2019 09:00	13 Jun 2019 11:35	02:35	01:57	0	<input type="checkbox"/>		 


Fuel stop is indicated by the following icons:

-  - fuel stop required. This icon is displayed when the distance (in NM) between ADEP and ADES is greater than 'Max range with '0' PAX(NM)' or 'Max range with max PAX NM)' configured in the Performance section of an aircraft in the 'Settings' > 'Fleet' section in Leon
-  - fuel stop optional. This icon is hidden and will be displayed if you hover the mouse over a flight in the itinerary



'Create Fuel Stop' window

To **add a Fuel stop** you have to:

1. Click on a 'Fuel stop' icon
2. In the 'Create Fuel Stop' window, you will see the list of airports. Airports are suggested based on a 50 NM radius from the point of refuelling (red dot). The list displays up to 5 airports sorted by the proximity from the airport of departure. Airports with 'C' and 'P' categories are not considered. It is also possible to insert your own airport of refuelling in the **Custom Airport** field.
3. Select one of the airports from the list and click 'APPLY' button
4. The 'Fuel stop' leg is added to the itinerary. The feasibility check can be performed by clicking on  icon. The new schedule also includes aircraft rotation time. Example, route **EPWA-EGGW** after adding a 'Fuel stop' in **EDDH** would look as below:

ADEP	ADES	TBA	Departure LT		Arrival LT		Block Time	Flight Time	PAX	Ferry	+	
EPWA	EDDH	<input type="checkbox"/>	13 Jun 2019	09:00	13 Jun 2019	11:00	02:00	01:23	0	<input type="checkbox"/>		
EDDH	EGGW	<input type="checkbox"/>	13 Jun 2019	11:30	13 Jun 2019	12:10	01:40	01:20	0	<input type="checkbox"/>		

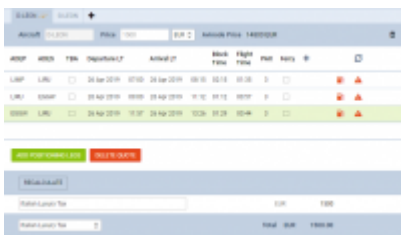
2. 'Italian Luxury Tax'

This is an additional item available only in the Requests/Quotes section.

'Italian Luxury Tax' is only **calculated** for the flights from and to Italian airports and depending on the number of PAX on each flight and the distance. The distance is calculated using Great Circle Distance + 95km.

The values are as per below:

- €10 per PAX for the flights shorter than 100km
- €100 per PAX for the flights between 100km and 1500km
- €200 per PAX for the flights longer than 1500km



'Italian Luxury Tax' calculations

Example

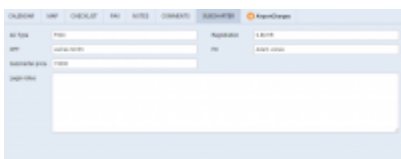
Trip consists of 3 flights to and from Italy.

Each flight has 3PAX added.

The distance between the airports on 2 of the flights is greater than 1500km and on the 3rd flight - 800km

In such case the **calculation is as follow:**

$$(6PAX \times €200) + (3PAX \times €100) = €1500$$



'Subcharter price' input

3. 'Subcharter price' input

If you use a 'Subcharter' it is now possible to indicate the cost in the 'Subcharter price' input.

The 'SUBCHARTER' section is available only when the request is quoted on the Subcharter aircraft.

4. New pricelist items

The new pricelist items have been added to the **Airport fees**:

- **Saturday departure**
- **Saturday landing**
- **Sunday departure**
- **Sunday landing**
- **Pet fee**

From:

<https://wiki-draft.leonsoftware.com/> - **Leonsoftware Wiki**

Permanent link:

<https://wiki-draft.leonsoftware.com/updates/requests-quotes-new-features-introduced>

Last update: **2019/08/06 09:46**

